

Wagonwheel Elementary
Board Report
2021-2022

School Demographics

Staff	2019-2020	2020-2021	2021-2022
Certified	30	29	30
ESP	18	18	19

School Enrollment

Fall	R4L	K	1	2	3	4	5	6	Total
Oct. 1st 2019	NA	42	50	48	40	34	55	50	319
Oct. 1st 2020	NA	34	38	41	39	39	28	50	269
2021-2022 (Current)	55	29	31	38	36	41	31	33	294

Subgroups

*Subgroup data from the state is a year behind.

		2019-2020			2020-2021			2021-2022 Current		
Category		School	District	State	School	District	State	School	District	State
Gender	Female	53%	49%	48%	54%	49%	48%	54%	49%	48%
	Male	47%	51%	52%	46%	51%	52%	46%	51%	52%
IEP		11%	12%	14%	12%	12%	14%	12%	11%	14%
Free/Reduced		47%	32%	35%	42%	35%	33%	34%	22%	33%
Mobility		9%	16%	NA	19%	14%	NA	TBD	TBD	NA
ELL		3%	4%	3%	4%	4%	3%	3%	5%	2%
Ethnicity	White	80%	83%	78%	80%	83%	77%	81%	85%	77%
	Hispanic	13%	12%	14%	16%	12%	14%	13%	11%	14%
	Other Minority	7%	5%	8%	4%	5%	9%	6%	4%	9%

Overall School Performance

Overall School Performance on Indicators

Only students enrolled for a full academic year (FAY) are included (FAY is from first school day in October to midpoint in test window)

Indicator	WAEA Target Level	ESSA Norm Category	Count of Students	Description
Growth	N/A	N/A		WAEA: The mean student growth percentile (MGP) in reading and math combined for all students in grades four through eight as measured from prior year PAWS to current year WY-TOPP.
				ESSA: The mean student growth percentile (MGP) in ELA and math combined for all students grades four through ten.
Equity	N/A	N/A	;	The weighted mean student growth percentile (MGP) with MGP of students who scored in the bottom 25% of students on the prior year test weighted at 80% and the MGP of the remaining students weighted at 20%. The reported count of students for this indicator reflects the number of students with tests in the consolidated subgroup and the number of students with tests not included in the consolidated subgroup. In some cases, students have a test in each group.
Achievement*	Meets Target 56	Average 56.6	149	WAEA: The percent proficient or above on the state test in English language arts, mathematics, and science.
			149	ESSA: The percent proficient or above on the state test in English language arts and mathematics.
ELP	N/A	N/A	5	The percent of English learners who met their annual goal for English language proficiency.

* A school's achievement score may be lowered if the school does not meet the 95% participation rate requirement

FAY School Participation Rate Status WAEA: **Met**

FAY School Participation Rate Status ESSA: **Met**

Overall School Performance

	WAEA Performance Category Cut Scores			ESSA Performance Category Cut Scores		
	Below Targets	Meeting Targets	Exceeding Targets	Below Average	Average	Above Average
Growth	<	>= and <	>=	<	>= and <	>=
Equity	<	>= and <	>=	<	>= and <	>=
Achievement	< 51	>= 51 and < 68	>= 68	< 47.7	>= 47.7 and < 58.6	>= 58.6
ELP	< 36	>= 36 and < 60	>= 60	< 27.7	>= 27.7 and < 50.0	>= 50.0

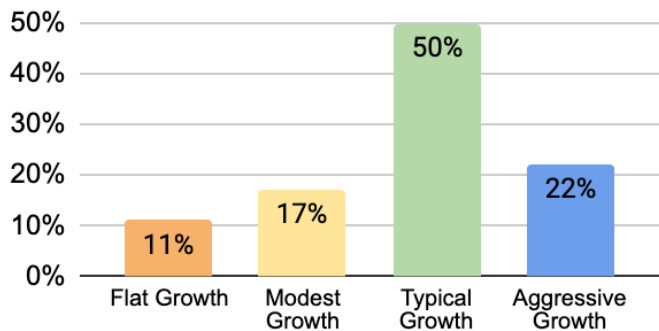
State Assessment WY-TOPP

*District grade levels will exceed the state average in content areas measured by Wyoming state assessments.

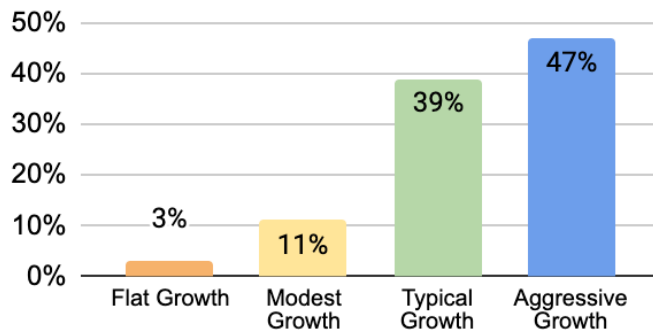
			School	District	State
Year	Grade	Subject	% Proficient & Advanced	% Proficient & Advanced	% Proficient & Advanced
2020-21	3	Math	37.5	38.6	50.5
2020-21	3	ELA	35	45.6	50.3
2020-21	4	Math	66.7	49.2	49.8
2020-21	4	ELA	46	44.9	48.7
2020-21	4	Science	50	49.6	48.2
2020-21	5	Math	77.8	48.5	51.2
2020-21	5	ELA	63	47.5	54.6
2020-21	6	Math	66	49.9	48.1
2020-21	6	ELA	60.4	54.4	58.9

District Assessment - Fastbridge (Fall to Spring Growth)

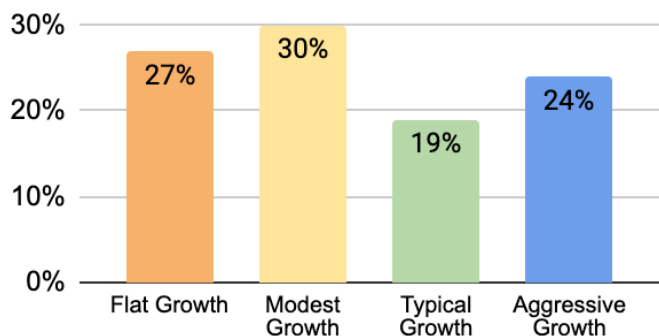
2nd Grade A Reading



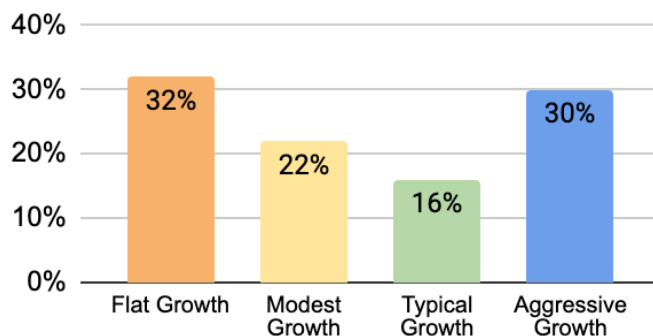
2nd Grade A Math



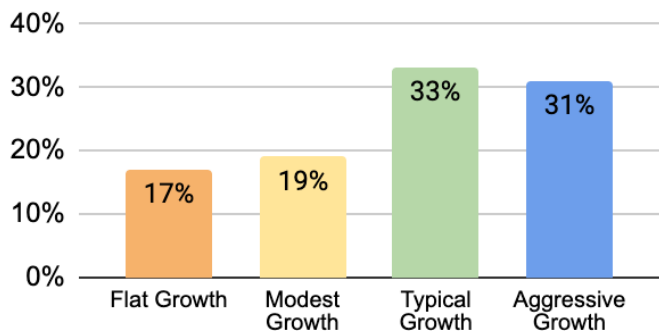
3rd Grade A Reading



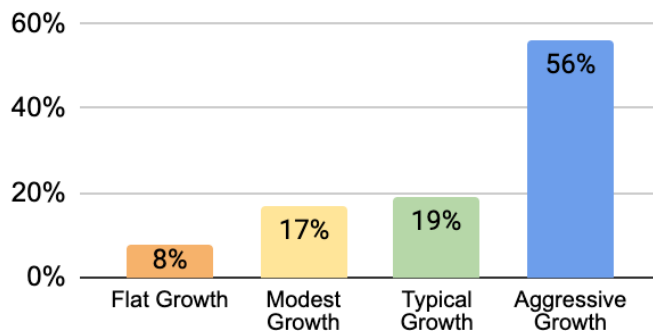
3rd Grade A Math



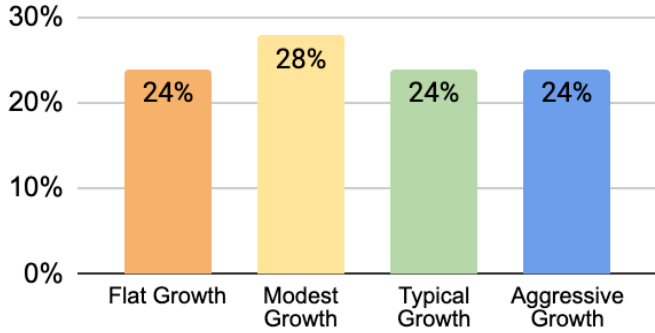
4th Grade A Reading



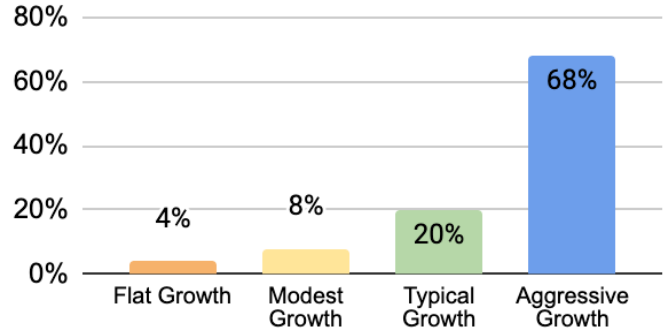
4th Grade A Math



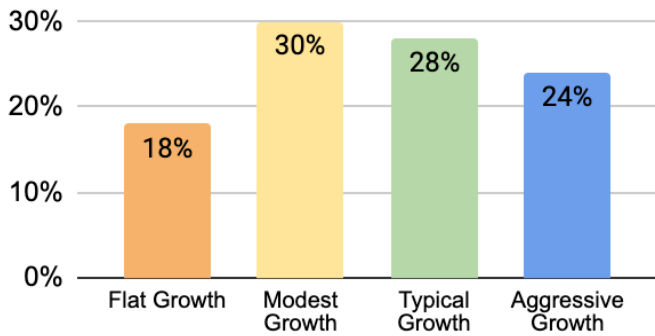
5th Grade A Reading



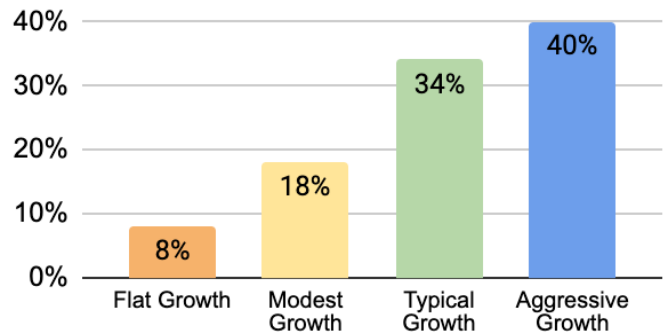
5th Grade A Math



6th Grade A Reading



6th Grade A Math



School Improvement Goal:

1. By the end of the 2021-2022 school year, 62% of 3rd - 6th grade students will score proficient or advanced in ELA and math according to the WYTOPP assessment.
2. By the end of the 2021-2022 school year, 60% of Kindergarten - 2nd grade students will score proficient or advanced in ELA and math according to the WYTOPP assessment.
3. By the end of the 2021-2022 school year, 50% of identified English Language students will be exited as proficient according to the WIDA assessment.
4. We are continuing to develop and sustain our focus on social and academic skills with our 2nd Step Program.